



# Product Catalog





<b>Pipes</b>	<b>6</b>
<b>Welding sockets</b>	<b>8</b>
<b>Secondary termination fittings</b>	<b>9</b>
<b>Bends, Tees &amp; Reducers – Conductive</b>	<b>11</b>
<b>Bends, Tees &amp; Reducers – Non-Conductive</b>	<b>13</b>
<b>Entry seals</b>	<b>16</b>
<b>Transition fittings – plastic to steel</b>	<b>18</b>
<b>Flexible connectors – stainless</b>	<b>22</b>
<b>Valves</b>	<b>23</b>
<b>Upgrading &amp; repair</b>	<b>24</b>
<b>Overfill prevention and gauging</b>	<b>25</b>
<b>AdBlue</b>	<b>26</b>
<b>LPG</b>	<b>27</b>
<b>Tank chambers, fill boxes and covers</b>	<b>30</b>
<b>Dispenser chambers</b>	<b>32</b>
<b>Fill box and vent stack equipment</b>	<b>33</b>
<b>Leak detection</b>	<b>35</b>
<b>Welding equipment</b>	<b>36</b>
<b>Installation tools</b>	<b>37</b>
<b>Testing equipment</b>	<b>40</b>
<b>KPS on Request</b>	<b>43</b>

## KPS

### - Passion for petrol piping

*The KPS Petrol Pipe System™ is a state-of-the-art product range developed to handle petroleum products, such as liquid fuel in a pipe. KPS has developed a wide range of high quality products, suited for use in potentially explosive environments.*



### At the forefront of product development

KPS is a company with a very long history of innovation. We have been inventing products for more than 100 years. Since the 1950's we have been making plastic products.



The first fuel hose was made in 1978 and in 1981 it was followed by the first plastic filling station pipe ever produced. This was a thick-walled unlined polyethylene pipe.

Today's multilayer pipe has about 1000 times less permeation and a conductive layer for electrostatic safety. The double-wall pipes bring extra safety as they can be monitored for leaks. The KPS Petrol Pipe System™ has evolved into a very sophisticated system of double-wall conductive pipes, fittings, welding sockets and chambers. New products are added every year.

We develop our products based on ideas and inspiration from customers, installers and designers.

### Being Swedish

The people who formed KPS came from a small town by a lake surrounded by trees and farmland. In a place such as this, the manner in which you conducted your business, as well as your social and family life, greatly affected your chances of repeat business.

As a result, generations have been taught to work hard, be humble and not to make false promises. Customers are friends and friends are customers!

When choosing our partners, we chose those who share our view of how business should be done. Good service and good ethics never go out of fashion.



***Making fuel flow safely***

## Technical Support

KPS has the best training and certification of installers in the industry. Technical support personnel from every KPS office train installers to the same high standard no matter where they work.

We also provide on-site installation support, assist oil companies with specifications and drawings and give advice on product choice to fit specific needs. At KPS there is always someone to answer your questions.




Entry seals p.16–17

***We develop our products and services in direct response to what our customers need and request. Our offer is continuously improved with regard to quality, safety, installation simplicity and support.***

## Chambers & Covers

We see chambers and covers as vital parts of the piping system. The latest addition to our product line is a range of throughout conductive GRP tank and dispenser chambers. Built to remain tight year after year, these chambers are also the installer's dream come true. The chambers, the entry seals and the piping system go hand in hand and make the installation process smoother than ever before.



Chambers and covers p. 30–32

The conductive properties provide electrostatic safety and the watertight lid will keep your tank chambers dry as the desert. Dispenser chambers come with stabilizer bars and a range of plates to fit all major dispenser makes and models.

KPS manhole covers complement the tank chambers and are tested for up to 40 ton.



Leak detection p.35




Diesel bug prevention p. 33



Shut-off and ball valves p. 23

Conductive piping p.6



LPG piping p. 27




AdBlue fittings p. 26






# Pipes

## Conductive petrol pipes with permeation barrier and secondary containment




Article Number	Description	Remark	Ø (mm)	Length (m)
KP 125/110SCEC6	Pipe 125/110 mm, secondary contained conductive	Pipe 125 mm, primary 110 mm, 5.8 m lengths. 12 units per package	125/110	70 m
KP 75/63SCEC30	Pipe 75/63 mm, secondary contained conductive	Pipe 75 mm, primary 63 mm, 30 m coil	75/63	30 m
KP 75/63SCEC60	Pipe 75/63 mm, secondary contained conductive	Pipe 75 mm, primary 63 mm, 60 m coil	75/63	60 m
KP 75/63SCEC100	Pipe 75/63 mm, secondary contained conductive	Pipe 75 mm, primary 63 mm, 100 m coil	75/63	100 m
KP 75/63SCEC6	Pipe 75/63 mm, secondary contained conductive	Pipe 75 mm, primary 63 mm, 5.8 m lengths. 35 units per package	75/63	203 m
KP 40/32SCEC100	Pipe 40/32 mm, secondary contained conductive	Pipe 40 mm, primary 32 mm, 100 m coil	40/32	100 m
Approved according to EN 14125, German standard, EN 13463-1, UL 971, IP2 and ATEX 137 (directive 1999/92/EC).				

## Conductive petrol pipes with permeation barrier




Article Number	Description	Remark	Ø (mm)	Length (m)
KP 110EC6	Pipe 110 mm, conductive	Pipe 110 mm, 5.8 m lengths. 20 units per package	110	116 m
KP 90EC6	Pipe 90 mm, conductive	Pipe 90 mm, 5.8 m lengths. 24 units per package	90	139 m
KP 63EC6	Pipe 63 mm, conductive	Pipe 63 mm, 5.8 m lengths. 48 units per package	63	278 m
KP 63EC50	Pipe 63 mm, conductive	Pipe 63 mm, 50 m coil	63	50 m
KP 63EC85	Pipe 63 mm, conductive	Pipe 63 mm, 85 m coil	63	85 m
KP 54EC6	Pipe 54 mm, conductive	Pipe 54 mm, 5.8 m lengths. 60 units per package	54	348 m
KP 54EC50	Pipe 54 mm, conductive	Pipe 54 mm, 50 m coil	54	50 m
KP 54EC100	Pipe 54 mm, conductive	Pipe 54 mm, 100 m coil	54	100 m
KP 32EC200	Pipe 32 mm, conductive	Pipe 32 mm, 200 m coil	32	200 m
Approved according to EN 14125, German standard, EN 13463-1, UL 971, IP2 and ATEX 137 (directive 1999/92/EC).				

## Conductive connectors for pipe joints



Article Number	Description	Remark	Ø (mm)	Pack size
KP CC-110	Conductor 110 mm, conductive		110	24
KP CC-90	Conductor 90 mm, conductive		90	30
KP CC-63	Conductor 63 mm, conductive		63	30
KP CC-54	Conductor 54 mm, conductive		54	50
KP CC-32	Conductor 32 mm, conductive		32	30
Connectors used to bridge joints thereby maintaining conductivity throughout the pipe system. Patented design.				


## Conduits for electric cables, with permeation barrier




Article Number	Description	Remark	Ø (mm)	Length (m)
KP 75EL100	Electrical conduit 75 mm	Pipe 75 mm, 100 m coil with permeation barrier	75	100 m
KP 32EL200	Electrical conduit 32 mm	Pipe 32 mm, 200 m coil with permeation barrier	32	200 m

# Pipes

## Petrol pipes with permeation barrier and secondary containment

	Article Number	Description	Remark	Ø (mm)	Length (m)
	KP 125/110SC6	Pipe 125/110 mm, secondary contained	Pipe 125 mm, primary 110 mm, 5.8 m lengths. 12 units per package	125/110	70 m
	KP 75/63SC30	Pipe 75/63 mm, secondary contained	Pipe 75 mm, primary 63 mm, 30 m coil	75/63	30 m
	KP 75/63SC60	Pipe 75/63 mm, secondary contained	Pipe 75 mm, primary 63 mm, 60 m coil	75/63	60 m
	KP 75/63SC100	Pipe 75/63 mm, secondary contained	Pipe 75 mm, primary 63 mm, 100 m coil	75/63	100 m
	KP 75/63SC6	Pipe 75/63 mm, secondary contained	Pipe 75 mm, primary 63 mm, 5.8 m lengths. 35 units per package	75/63	203 m
	KP 40/32SC100	Pipe 40/32 mm, secondary contained	Pipe 40 mm, primary 32 mm, 100 m coil	40/32	100 m
Approved according to EN 14125, UL 971 and IP2.					

## Petrol pipes with permeation barrier


	Article Number	Description	Remark	Ø (mm)	Length (m)
	KP 110E6	Pipe 110 mm	Pipe 110 mm, 5.8 m lengths. 20 units per package	110	116 m
	KP 90E6	Pipe 90 mm	Pipe 90 mm, 5.8 m lengths. 24 units per package	90	139 m
	KP 63E6	Pipe 63 mm	Pipe 63 mm, 5.8 m lengths. 48 units per package	63	278 m
	KP 63E85	Pipe 63 mm	Pipe 63 mm, 85 m coil	63	85 m
	KP 54E6	Pipe 54 mm	Pipe 54 mm, 5.8 m lengths. 60 units per package	54	348 m
	KP 54E100	Pipe 54 mm	Pipe 54 mm, 100 m coil	54	100 m
	KP 32E200	Pipe 32 mm	Pipe 32 mm, 200 m coil	32	200 m
Approved according to EN 14125, UL 971 and IP2.					

## End caps



	Article Number	Description	Remark	Ø (mm)	Pack size
	KP 10-110	End cap 110 mm		110	1
	KP 10-90	End cap 90 mm		90	1
	KP 10-63	End cap 63 mm		63	1

# Welding sockets


## Welding sockets

	Article Number	Description	Remark	Ø (mm)	Pack size
	KP 2-110	Welding socket 110 mm		110	10
	KP 2-90	Welding socket 90 mm		90	18
	KP 2-75	Welding socket 75 mm	ONLY for electrical conduit 75 mm.	75	36
	KP 2-63	Welding socket 63 mm		63	45
	KP 2-54	Welding socket 54 mm		54	40
	KP 2-32	Welding socket 32 mm		32	1

## Welding sockets for secondary containment

	Article Number	Description	Remark	Ø (mm)	Pack size
	KP 2-160/125SC	Welding socket 125/110 pipe, secondary contained		160/125	1
	KP 2-125/75SC	Welding socket 75/63 pipe, secondary contained		125/75	1
	KP 2-63/40SC	Welding socket 40/32 pipe, secondary contained		60/40	1
	KP 2-125/110SC	Integrated welding socket 125/110 pipe, secondary contained		125/110	12
	KP 2-75/63SC	Integrated welding socket 75/63 pipe, secondary contained		75/63	18









## Isolation caps for welding sockets

	Article Number	Description	Remark	Pack size
	KP 06016-08	Isolation caps 8 mm	Plastic caps used to isolate welding socket wire to prevent static electric discharges.	100
	KP 06016-10	Isolation caps 10 mm	Plastic caps used to isolate welding socket wire to prevent static electric discharges.	100







# Secondary termination fittings

## Secondary contained termination fittings

	Article Number	Description	Remark	Ø (mm)	Pack size
	KPT125/110SC2A	Termination fitting 125/110 mm	With swiveling elbow test port fitting	125/110	8
	KPT125/110SC2B	Termination fitting 125/110 mm	With straight test port fitting.	125/110	8
	KPT125/110SC04	Termination fitting 125/110 mm	With plastic plug that seals the test port	125/110	8
	KPT75/63SC2A-L	Termination fitting long, single weld 75/63 mm	With swiveling elbow test port fitting. For joining of primary pipe and termination of secondary containment	75/63	24
	KPT75/63SC2B-L	Termination fitting long, single weld 75/63 mm	With straight test port fitting. For joining of primary pipe and termination of secondary containment	75/63	24
	KPT75/63SC04-L	Termination fitting long, single weld 75/63 mm	With plastic plug that seals the test port. For joining of primary pipe and termination of secondary containment	75/63	24
	KPT75/63SC2A	Termination fitting 75/63 mm	With swiveling elbow test port fitting	75/63	36
	KPT75/63SC2B	Termination fitting 75/63 mm	With straight test port fitting	75/63	36
	KPT75/63SC04	Termination fitting 75/63 mm	With plastic plug that seals the test port.	75/63	36
	KPT40/32SC	Termination fitting 40/32 mm	With swiveling elbow test port fitting	40/32	1
	KPT90022	Test port fitting, straight	For KPT model 04. Fits 6 mm tubing		10
	KPT90023	Test port fitting, swiveling elbow	For KPT model 04. Fits 6 mm tubing		10
	KPT90024	Plug for test port fittings			10
	KPT90025	Ball valve 1/4" for test port	For KPT model 04		1





# Secondary termination fittings

## Secondary contained termination fittings



	Article Number	Description	Remark	Ø (mm)	Pack size
	KPT125/110B	Termination fitting 125/110 mm	No test port. For burial in soil	125/110	8
	KPT75/63B-L	Termination fitting long 75/63 mm	No test port. For burial in soil. For joining of primary pipe and termination of secondary containment	75/63	24
	KPT75/63B	Termination fitting 75/63 mm	No test port. For burial in soil	75/63	36
	KPT40/32	Termination fitting 40/32 mm	No test port.	40/32	1

# Bends, Tees & Reducers – Conductive

## Conductive secondary contained bends and elbows with permeation barrier




	Article Number	Description	Remark	Ø (mm)	Pack size
	KP 3-125/110SCEC	Bend 90° 125/110 mm, secondary contained conductive		125/110	1
	KP 3-75/63SCEC	Bend 90° 75/63 mm, secondary contained conductive		75/63	1
	KP 33-125/110SCC	Moulded elbow 90° 125/110 mm, secondary contained conductive	Sharp radius	125/110	4
	KP 4-125/110SCEC	Bend 45° 125/110 mm, secondary contained conductive		125/110	1
	KP 4-75/63SCEC	Bend 45° 75/63 mm, secondary contained conductive		75/63	1
	KP 3-75/63SCEC12	Bend 90° 75/63 mm, secondary contained conductive with transition fitting	BSPT 2" female / Rc 2"	75/63	1
	KP 3-75/63SCEC20	Bend 90° 75/63 mm, secondary contained conductive with transition fitting	BSPT 1 1/2" female / Rc 1 1/2"	75/63	1

## Conductive secondary contained tees with permeation barrier




	Article Number	Description	Remark	Ø (mm)	Pack size
	KP 8-75/63SCEC02	Tee 75/63 mm, secondary contained conductive	Equal tee	75/63	6
	KP 8-75/63SCEC12	Tee 75/63 mm, secondary contained conductive with transition fitting	Equal tee, BSPT 2" female / Rc 2"	75/63	1
	KP 8-75/63SCEC20	Tee 75/63 mm, secondary contained conductive with transition fitting	Equal tee, BSPT 1 1/2" female / Rc 1 1/2"	75/63	1

# Bends, Tees & Reducers – Conductive


## Conductive formed bends with permeation barrier

	Article Number	Description	Remark	Ø (mm)	Pack size
	KP 3-110FC	Bend 90° 110 mm, conductive		110	1
	KP 3-90FC	Bend 90° 90 mm, conductive		90	1
	KP 3-63FC	Bend 90° 63 mm, conductive		63	8
	KP 3-54FC	Bend 90° 54 mm, conductive		54	10
	KP 3-110FCL	Bend 90° 110 mm, conductive, long type	45 cm extra length	110	1
	KP 3-90FCL	Bend 90° 90 mm, conductive, long type	44 cm extra length	90	1
	KP 3-63FCL	Bend 90° 63 mm, conductive, long type	50 cm extra length	63	1
	KP 3-54FCL	Bend 90° 54 mm, conductive, long type	48 cm extra length	54	1
	KP 4-110FC	Bend 45° 110 mm, conductive		110	1
	KP 4-90FC	Bend 45° 90 mm, conductive		90	1
	KP 4-63FC	Bend 45° 63 mm, conductive		63	20
	KP 4-54FC	Bend 45° 54 mm, conductive		54	20


## Conductive weldable elbows

	Article Number	Description	Remark	Ø (mm)	Length (m)
	KP 23-110C	Elbow 90° 110 mm, conductive	Weldable	110	8
	KP 23-90C	Elbow 90° 90 mm, conductive	Weldable	90	15
	KP 23-63EC	Elbow 90° 63 mm, conductive	Weldable	63	12
	KP 24-110C	Elbow 45° 110 mm, conductive	Weldable	110	12
	KP 24-90C	Elbow 45° 90 mm, conductive	Weldable	90	20

## Conductive tees with permeation barrier



	Article Number	Description	Remark	Ø (mm)	Pack size
	KP 8-90FC	Tee 90 mm, conductive	Equal tee	90	1
	KP 8-63FC02	Tee 63 mm, conductive	Equal tee	63	10
	KP 8-54FC02	Tee 54 mm, conductive	Equal tee	54	18

## Conductive reducers


	Article Number	Description	Remark	Ø (mm)	Pack size
	KP 9-90/63EC	Reducer 90/63 mm, moulded, conductive		90/63	24

# Bends, Tees & Reducers – Non-Conductive




## Secondary contained bends with permeation barrier

	Article Number	Description	Remark	Ø (mm)	Pack size
	KP 3-125/110SC	Bend 90° 125/110 mm, secondary contained		125/110	1
	KP 3-75/63SC	Bend 90° 75/63 mm, secondary contained		75/63	1
	KP 4-125/110SC	Bend 45° 125/110 mm, secondary contained		125/110	1
	KP 4-75/63SC	Bend 45° 75/63 mm, secondary contained		75/63	1

## Secondary contained tees with permeation barrier

	Article Number	Description	Remark	Ø (mm)	Pack size
	KP 8-75/63SC02	Tee 75/63 mm, secondary contained	Equal tee	75/63	1

## Bends with permeation barrier




	Article Number	Description	Remark	Ø (mm)	Pack size
	KP 3-110F	Bend 90° 110 mm		110	1
	KP 3-90F	Bend 90° 90 mm		90	1
	KP 3-63F	Bend 90° 63 mm		63	8
	KP 3-54F	Bend 90° 54 mm		54	10
	KP 3-110FL	Bend 90° 110 mm, long type	45 cm extra length	110	1
	KP 3-90FL	Bend 90° 90 mm, long type	44 cm extra length	90	1
	KP 3-63FL	Bend 90° 63 mm, long type	50 cm extra length	63	1
	KP 3-54FL	Bend 90° 54 mm, long type	48 cm extra length	54	1
	KP 4-110F	Bend 45° 110 mm		110	1
	KP 4-90F	Bend 45° 90 mm		90	1
	KP 4-63F	Bend 45° 63 mm		63	20
	KP 4-54F	Bend 45° 54 mm		54	20

# Bends, Tees & Reducers – Non-Conductive


## Tees with permeation barrier

	Article Number	Description	Remark	Ø (mm)	Pack size
	KP 8-90F	Tee 90 mm	Equal tee	90	1
	KP 8-63F02	Tee 63 mm	Equal tee	63	10
	KP 8-54F	Tee 54 mm	Equal tee	54	8

## Elbows

	Article Number	Description	Remark	Ø (mm)	Pack size
	KP 3-75	Elbow 90° 75 mm, moulded	ONLY for electrical conduit 75 mm	75	8
	KP 3-32	Elbow 90° 32 mm, moulded		32	20
	KP 23-110	Elbow 90° 110 mm	Weldable	110	8
	KP 23-90	Elbow 90° 90 mm	Weldable	90	15
	KP 23-63	Elbow 90° 63 mm	Weldable	63	18
	KP 24-110	Elbow 45° 110 mm	Weldable	110	12
	KP 24-90	Elbow 45° 90 mm	Weldable	90	20
	KP 24-63	Elbow 45° 63 mm	Weldable	63	24

## Tees

	Article Number	Description	Remark	Ø (mm)	Pack size
	KP 8-90/63	Tee 90/63 mm, moulded	Reduced	90/90/63	5
	KP 8-63/32	Tee 63/32 mm, moulded	Reduced	63/63/32	10
	KP 8-32	Tee 32 mm, moulded	Equal tee	32	1


## Weldable tees

	Article Number	Description	Remark	Ø (mm)	Pack size
	KP 28-110	Tee 110 mm	Weldable, equal tee	110	6
	KP 28-90	Tee 90 mm	Weldable, equal tee	90	8
	KP 28-63	Tee 63 mm	Weldable, equal tee	63	12



# Bends, Tees & Reducers – Non-Conductive

## Reducers








	Article Number	Description	Remark	Ø (mm)	Pack size
	KP 9-110/90	Reducer 110/90 mm, moulded		110/90	1
	KP 9-110/63	Reducer 110/63 mm, moulded		110/63	1
	KP 9-90/63	Reducer 90/63 mm, moulded		90/63	20
	KP 9-63/54	Reducer 63/54 mm, moulded		63/54	12
	KP 9-63/32	Reducer 63/32 mm, moulded		63/32	1

## Weldable reducers

	Article Number	Description	Remark	Ø (mm)	Pack size
	KP 29-90/63	Reducer 90/63 mm	Weldable	90/63	12


# Entry seals

## Integrated entry seals and termination fittings






	Article Number	Description	Remark	Ø (mm)	Pack size
	KPTM125/110SC2A	Entry seal and termination fitting	With swiveling elbow test port fitting. Threaded, no bolts necessary. Use hole saw Ø 168 mm.	125/110	6
	KPTM125/110SC2B	Entry seal and termination fitting	With straight test port fitting. Threaded, no bolts necessary. Use hole saw Ø 168 mm.	125/110	6
	KPTM125/110SC04	Entry seal and termination fitting	With plastic plug that seals the test port. Threaded, no bolts necessary. Use hole saw Ø 168 mm.	125/110	6
	KPTM75/63SC2A-L	Entry seal and termination fitting long, two welds	With swiveling elbow test port fitting. For joining of primary pipe. Threaded, no bolts necessary. Use hole saw Ø 114 mm.	75/63	12
	KPTM75/63SC2B-L	Entry seal and termination fitting long, two welds	With straight elbow test port fitting. For joining of primary pipe. Threaded, no bolts necessary. Use hole saw Ø 114 mm.	75/63	12
	KPTM75/63SC04-L	Entry seal and termination fitting long, two welds	With plastic plug that seals the test port. For joining of primary pipe. Threaded, no bolts necessary. Use hole saw Ø 114 mm.	75/63	12
	KPTM75/63SC2A	Entry seal and termination fitting	With swiveling elbow test port fitting. Threaded, no bolts necessary. Use hole saw Ø 114 mm.	75/63	18
	KPTM75/63SC2B	Entry seal and termination fitting	With straight test port fitting. Threaded, no bolts necessary. Use hole saw Ø 114 mm.	75/63	18
	KPTM75/63SC04	Entry seal and termination fitting	With plastic plug that seals the test port. Threaded, no bolts necessary. Use hole saw Ø 114 mm.	75/63	18
	KPT90022	Test port fitting, straight	For KPTM model -04. Fits 6 mm tubing.		10
	KPT90023	Test port fitting, swiveling elbow	For KPTM model -04. Fits 6 mm tubing.		10
	KPT90024	Plug for test port fittings			10
	KPT90025	Ball valve 1/4" for test port	For KPTM model -04		1

# Entry seals

## Integrated entry seals and termination fittings


	Article Number	Description	Remark	Ø (mm)	Pack size
	KPTM75/63SC03	Entry seal and termination fitting	No test port. For use with leak plate equipped dispensers. Use hole saw Ø 116 mm.	75/63	6

## Entry seals

	Article Number	Description	Remark	Ø (mm)	Pack size
	KPTM32/15	Entry seal, pipe 32/20/15 mm	Threaded, no bolts necessary. Use hole saw Ø 168 mm.	32/20/15	8
	KPTM125/90	Entry seal, pipe 125/110/90 mm	Threaded, no bolts necessary. Use hole saw Ø 168 mm.	125/110/90	8
	KPTM75/54	Entry seal, pipe 75/63/54 mm	Threaded, no bolts necessary. Use hole saw Ø 114 mm.	75/63/54	8
	KP M75/54	Entry seal, pipe 75 to 54 mm	Use hole saw Ø 92 mm.	75/63/54	15
	KP M160/90	Entry seal, pipe 160 to 90 mm	Use hole saw Ø 140 mm.	160/125/110/90	6
	KP M50-32	Entry seal, pipe 32 mm		32	1
	KP M63-40	Entry seal, pipe 40 mm		40	1


# Transition fittings – plastic to steel

## Female transition fittings, conductive, plastic to steel




Article Number	Description	Remark	Ø (mm)	Pack size
KP C15-110F	Transition fitting 110 mm, steel	4" BSPT female / Rc 4"	110	4
KP C15-90F	Transition fitting 90 mm, steel	3" BSPT female / Rc 3"	90	4
KP C15-63F	Transition fitting 63 mm, steel	2" BSPT female / Rc 2"	63	12
KP C15-63FS	Transition fitting 63 mm, stainless steel	2" BSPT female / Rc 2" Extended delivery time may apply.	63	1
KP C15-54F	Transition fitting 54 mm, steel	1 1/2" BSPT female / Rc 1 1/2"	54	15

## Male transition fittings, conductive, plastic to steel




Article Number	Description	Remark	Ø (mm)	Pack size
KP C15-110M	Transition fitting 110 mm, steel	4" BSPT male / R 4"	110	4
KP C15-90M	Transition fitting 90 mm, steel	3" BSPT male / R 3"	90	2
KP C15-63M	Transition fitting 63 mm, steel	2" BSPT male / R 2"	63	12
KP C15-54M	Transition fitting 54 mm, steel	1 1/2" BSPT male / R 1 1/2"	54	15

## Female reduced transition fittings, conductive, plastic to steel





Article Number	Description	Remark	Ø (mm)	Pack size
KP C15-110/90F	Transition fitting 110/90 mm, reduced, steel	3" BSPT female / Rc 3"	110/90	4
KP C15-110/90F02	Transition fitting 110/90 mm, reduced compact, steel	3" BSPT female / Rc 3"	110/90	4
KP C15-63/54F	Transition fitting 63/54 mm, reduced, steel	1 1/2" BSPT female / Rc 1 1/2"	63/54	12

## Male reduced transition fittings, conductive, plastic to steel



Article Number	Description	Remark	Ø (mm)	Pack size
KP C15-110/90M	Transition fitting 110/90 mm, reduced, steel	3" BSPT male / R 3"	110/90	2
KP C15-63/54M	Transition fitting 63/54 mm, reduced, steel	1 1/2" BSPT male / R 1 1/2"	63/54	12



## Female transition flange fittings with spacer, conductive, plastic to steel



Article Number	Description	Remark	Ø (mm)	Pack size
KP C16-110F	Transition fitting 110 mm, steel	4" BSPT female / Rc 4"	110	1
KP C16-110/90F	Transition fitting 110/90 mm, reduced, steel	3" BSPT female / Rc 3"	110/90	1
KP C16-90F	Transition fitting 90 mm, steel	3" BSPT female / Rc 3"	90	1
KP C16-63F	Transition fitting 63 mm, steel	2" BSPT female / Rc 2"	63	10
KP C16-63FS	Transition fitting 63 mm, stainless steel	2" BSPT female / Rc 2" Extended delivery time may apply.	63	1
KP C16-63/54F	Transition fitting 63/54 mm, reduced, steel	1 1/2" BSPT female / Rc 1 1/2" steel	63/54	10
KP C16-54F	Transition fitting 54 mm, steel	1 1/2" BSPT female / Rc 1 1/2"	54	10
KP C16-110FL	Transition fitting 50 cm stub, 110 mm, steel	4" BSPT female / Rc 4"	110	1
KP C16-63FL	Transition fitting long 50 cm stub 63 mm, steel	2" BSPT female / Rc 2"	63	1

# Transition fittings – plastic to steel



## Male transition flange fittings with spacer, conductive, plastic to steel

	Article Number	Description	Remark	Ø (mm)	Pack size
	KP C16-110M	Transition fitting 110 mm, steel	4" BSPT male / R 4"	110	1
	KP C16-110/90M	Transition fitting 110/90 mm, reduced, steel	3" BSPT male / R 3"	110/90	1
	KP C16-90M	Transition fitting 90 mm, steel	3" BSPT male / R 3"	90	1
	KP C16-63M	Transition fitting 63 mm, steel	2" BSPT male / R 2"	63	10
	KP C16-63/54M	Transition fitting 63/54 mm, reduced, steel	1 1/2" BSPT male / R 1 1/2"	63/54	10
	KP C16-54M	Transition fitting 54 mm, steel	1 1/2" BSPT male / R 1 1/2"	54	10
	KP C16-110ML	Transition fitting 50 cm stub, 110 mm, steel	4" BSPT male / R 4"	110	1
	KP C16-63ML	Transition fitting 50 cm stub, 63 mm, steel	2" BSPT male / R 2"	63	1

## Female transition flange fittings with spacer, conductive, plastic to steel

	Article Number	Description	Remark	Ø (mm)	Pack size
	KP C13-110F	Transition fitting 110 mm, steel	4" BSPT female / Rc 4"	110	1
	KP C13-90F	Transition fitting 90 mm, steel	3" BSPT female / Rc 3"	90	1
	KP C13-63F	Transition fitting 63 mm, steel	2" BSPT female / Rc 2"	63	10
	KP C13-63FS	Transition fitting 63 mm, stainless steel	2" BSPT female / Rc 2" Extended delivery time may apply.	63	1
	KP C13-54F	Transition fitting 54 mm, steel	1 1/2" BSPT female / Rc 1 1/2"	54	10
	KP C13-63/54F	Transition fitting 63/54 mm, reduced, steel	1 1/2" BSPT female / Rc 1 1/2" steel	63/54	10

## Male transition flange fittings with spacer, conductive, plastic to steel


	Article Number	Description	Remark	Ø (mm)	Pack size
	KP C13-110M	Transition fitting 110 mm, steel	4" BSPT male / R 4"	110	1
	KP C13-90M	Transition fitting 90 mm, steel	3" BSPT male / R 3"	90	1
	KP C13-63M	Transition fitting 63 mm, steel	2" BSPT male / R 2"	63	10
	KP C13-54M	Transition fitting 54 mm, steel	1 1/2" BSPT male / R 1 1/2"	54	10
	KP C13-63/54M	Transition fitting 63/54 mm, reduced, steel	1 1/2" BSPT male / R 1 1/2"	63/54	10

# Transition fittings – plastic to steel


## Conductive stub flanges, DIN flanges and gaskets for pipe termination

	Article Number	Description	Remark	Ø (mm)	Pack size
	KP C20-110	Stub flange, DIN flange and gasket 110 mm, steel		110	1
	KP C20-90	Stub flange, DIN flange and gasket 90 mm, steel		90	1
	KP C20-63	Stub flange, DIN flange and gasket 63 mm, steel		63	1
	KP C20-54	Stub flange, DIN flange and gasket 54 mm, steel		54	1
	KP C20-110L	Stub flange, 50 cm stub, DIN flange and gasket 110 mm, steel		110	1
	KP C20-63L	Stub flange, 50 cm stub, DIN flange and gasket 63 mm, steel		63	1
	KP 567-110	Stub flange, DIN flange and gasket 110 mm, steel		110	1
	KP 567-90	Stub flange, DIN flange and gasket 90 mm, steel		90	1
	KP 567-63	Stub flange, DIN flange and gasket 63 mm, steel		63	1
	KP 567-54	Stub flange, DIN flange and gasket 54 mm, steel		54	1
	KPW6-110	Separate threaded DIN flange 110 mm, steel	BSPT 4" female / Rc 4"	110	1
	KPW6-90	Separate threaded DIN flange 90 mm, steel	BSPT 3" female / Rc 3"	90	1
	KPW6-63	Separate threaded DIN flange 63 mm, steel	BSPT 2" female / Rc 2"	63	1
	KPW6-54	Separate threaded DIN flange 54 mm, steel	BSPT 1 1/2" female / Rc 1 1/2"	54	1
		Separate flange in stainless steel available upon request.			

## Replacement gaskets

	Article Number	Description	Remark	Ø (mm)	Pack size
	KP 7-110 DIN	Gasket 110 mm	For use with KP C20-110 and KP 567-110	110	20
	KP 7-110/90	Gasket 110/90 mm	For use with KP C20-90, KP 567-90, KP C16-90 and 110, KP C13-90 and 110	90	20
	KP 7-63/54	Gasket 63/54 mm	For use with KP C20-54 and 63, KP 567-54 and 63	63/54	20
	KPH 70-63/54	Gasket 63/54 mm	For use with KP C13-54 and 63	63/54	20
	KPH 700-63/54	Gasket 63/54 mm	For use with KP C16-54 and 63	63/54	20



## Conical spacers

	Article Number	Description	Remark	Ø (mm)	Pack size
	KP CS-110D	Conical spacer, 3°, for correct pipe gradient	For KP 567-110 and KP C20-110	110	1
	KP CS-90	Conical spacer, 3°, for correct pipe gradient	For KP C16-110 and 90, KP C13-110-90, KP 567-90 and KP C20-90	90	1
	KP CS-63/54D	Conical spacer, 3°, for correct pipe gradient	For KP 567-63, KP 567-54, KP C20-63 and KP C20-54	63/54	1
	KP CS-63/54-C16	Conical spacer, 3°, for correct pipe gradient	For KP C16-63 and KP C16-54	63/54	1




# Transition fittings – plastic to steel



## Compression transition fittings, conductive, plastic to steel

	Article Number	Description	Remark	Ø (mm)	Pack size
	KP C14-110M	Transition fitting, 110 mm, brass	4" BSPT male / R 4"	110	1
	KP C14-110/90M	Transition fitting, 110/90 mm, reduced, brass	3" BSPT male / R 3"	110	1
	KP C14-90M	Transition fitting 90 mm, brass	3" BSPT male / R 3"	90	1
	KP C14-63M	Transition fitting 63 mm, brass	2" BSPT male / R 2"	63	1
	KP C14-63MS	Transition fitting 63 mm, stainless steel	2" BSPT male / R 2" Extended delivery time may apply.	63	1
	KP C14-63/54M	Transition fitting 63/54 mm, reduced, brass	1 1/2" BSPT male / R 1 1/2"	63	1
	KP C14-63/25M	Transition fitting 63/25 mm, reduced, brass	1" BSPT male / R 1"	63	1
	KP C14-54M	Transition fitting 54 mm, brass	1 1/2" BSPT male / R 1 1/2"	54	1
	KP C14-32M	Transition fitting 32 mm, brass	1 1/4" BSPT male / R 1 1/4"	32	1
	KP C14-32MS	Transition fitting 32 mm, stainless steel	1 1/4" BSPT male / R 1 1/4"	32	1

## Transition compression PRK fittings, plastic to steel




	Article Number	Description	Remark	Ø (mm)	Pack size
	KP PRK-32M	PRK fitting 32 mm, steel	1 1/4" BSPT male / R 1 1/4"	32	1
	KP PRK-32MR	PRK fitting 32/25 mm, reduced, steel	1 1/4" BSPT male / R 1 1/4"	32	1

## Compression transition fittings, conductive, with DIN flanges




	Article Number	Description	Remark	Ø (mm)	Pack size
	KP C14-F5-110	Transition fitting, 110 mm, brass with DIN flange and gasket		110	1
	KP C14-F5-90	Transition fitting, 90 mm, brass with DIN flange and gasket		90	1
	KP C14-F5-63	Transition fitting, 63 mm, brass with DIN flange and gasket		63	1
	KP C14-F5-54	Transition fitting, 54 mm, brass with DIN flange and gasket		54	1
	KP C14-F63M	Transition fitting, 63 mm, brass, with flanges, gaskets and bolts	2" BSPT male / R 2"	63	1
	KP C14-F63/54M	Transition fitting, 63/54 mm, brass, with flanges, gaskets and bolts	1 1/2" BSPT male / R 1 1/2"	63/54	1
	KP C14-F54M	Transition fitting, 54 mm, brass, with flanges, gaskets and bolts	1 1/2" BSPT male / R 1 1/2"	54	1

# Flexible connectors – stainless

## Conductive flexible connectors, union coupling




	Article Number	Description	Remark	Length (mm)
	KPT25-10S	Flex hose 1000 mm, stainless	BSPT 1" male x 1" female union R 1" x Rc 1" union	1000
	KPT25-13S	Flex hose 1300 mm, stainless	BSPT 1" male x 1" female union R 1" x Rc 1" union	1300
	KPT40-4S	Flex hose 400 mm, stainless	BSPT 1½" male x 1½" female union R 1½" x Rc 1½" union	400
	KPT40-6S	Flex hose 600 mm, stainless	BSPT 1½" male x 1½" female union R 1½" x Rc 1½" union	600
	KPT40-10S	Flex hose 1000 mm, stainless	BSPT 1½" male x 1½" female union R 1½" x Rc 1½" union	1000
	KPT40-13S	Flex hose 1300 mm, stainless	BSPT 1½" male x 1½" female union R 1" x Rc 1" union	1300
	KPT50-4S	Flex hose 400 mm, stainless	BSPT 2" male x 2" female union R 1" x Rc 1" union	400
	KPT50-6S	Flex hose 600 mm, stainless	BSPT 2" male x 2" female union R 2" x Rc 2" union	600
	KPT50-8S	Flex hose 800 mm, stainless	BSPT 2" male x 2" female union R 2" x Rc 2" union	800
	KPT50-12S	Flex hose 1200 mm, stainless	BSPT 2" male x 2" female union R 2" x Rc 2" union	1200

## Conductive flexible connectors, hexagon nipple type

	Article Number	Description	Remark	Length (mm)
	KPTN25-6S	Flex hose 600 mm, stainless	BSPT 1" male x male / R 1" x R 1"	600
	KPTN25-13S	Flex hose 1300 mm, stainless	BSPT 1" male x male / R 1" x R 1"	1300
	KPTN40-3S	Flex hose 300 mm, stainless	BSPT 1½" male x male / R 1½" x R 1½"	300
	KPTN40-4S	Flex hose 400 mm, stainless	BSPT 1½" male x male / R 1½" x R 1½"	400
	KPTN40-6S	Flex hose 600 mm, stainless	BSPT 1½" male x male / R 1½" x R 1½"	600
	KPTN40-10S	Flex hose 1000 mm, stainless	BSPT 1½" male x male / R 1½" x R 1½"	1000
	KPTN40-13S	Flex hose 1300 mm, stainless	BSPT 1½" male x male / R 1½" x R 1½"	1300
	KPTN50-4S	Flex hose 400 mm, stainless	BSPT 2" male x male / R 2" x R 2"	400
	KPTN50-6S	Flex hose 600 mm, stainless	BSPT 2" male x male / R 2" x R 2"	600






# Valves

## Valves

	Article Number	Description	Remark	Ø (mm)	Pack size
	KP 14-025	Ball valve 1"	BSPT 1" female / Rc 1"	25	1
	KP 14-040	Ball valve 1 1/2"	BSPT 1 1/2" female / Rc 1 1/2"	54	1
	KP 14-050	Ball valve 2"	BSPT 2" female / Rc 2"	63	1
	KP 15-050	Shut-off valve 2"	BSPT 2" female / Rc 2"	63	1
	KP 15-050S	Shut-off valve 2", stainless	BSPT 2" female / Rc 2"	63	1
	KP 15-050HL	Shut-off valve handle	To open and close shut-off valve from surface level.		1





# Upgrading & repair

## Welding sockets and fittings suited for upgrading and repair






	Article Number	Description	Remark	Ø (mm)	Pack size
	KP 2-110R	Welding socket 110 mm, no pipe stop	Slides over the pipe	110	1
	KP 2-90R	Welding socket 90 mm, no pipe stop	Slides over the pipe	90	1
	KP 2-63R	Welding socket 63 mm, no pipe stop	Slides over the pipe	63	1
	KP 2-54R	Welding socket 54 mm, no pipe stop	Slides over the pipe	54	1
	KP C14-110/90M	Transition fitting, 110/90 mm, reduced, brass	Plastic 110 mm, steel 3" BSPT male / R 3"	110	1
	KP C14-90M	Transition fitting 90 mm, brass	3" BSPT male / R 3"	90	1
	KP C14-63M	Transition fitting 63 mm, brass	2" BSPT male / R 2"	63	1
	KP C14-63MS	Transition fitting 63 mm, stainless steel	2" BSPT male / R 2" Extended delivery time may apply.	63	1
	KP C14-63/54M	Transition fitting 63/54 mm, reduced, brass	Plastic 63 mm, steel 1 1/2" BSPT male / R 1 1/2"	63	1
	KP C14-63/25M	Transition fitting 63/25 mm, reduced, brass	Plastic 63 mm, steel 1" BSPT male / R 1"	63	1
	KP C14-54M	Transition fitting 54 mm, brass	1 1/2" BSPT male / R 1 1/2"	54	1
	KP C14-32M	Transition fitting 32 mm, brass	1 1/4" BSPT male / R 1 1/4"	32	1
	KP C14-32MS	Transition fitting 32 mm, stainless steel	1 1/4" BSPT male / R 1 1/4"	32	1
	KP C14-F5-110	Transition fitting, 110 mm, brass with DIN flange and gasket		110	1
	KP C14-F5-90	Transition fitting, 90 mm, brass with DIN flange and gasket		90	1
	KP C14-F5-63	Transition fitting, 63 mm, brass with DIN flange and gasket		63	1
	KP C14-F5-54	Transition fitting, 54 mm, brass with DIN flange and gasket		54	1
	KP C14-F63M	Transition fitting, 63 mm, brass, with flanges, gaskets and bolts	2" BSPT male / R 2"	63	1
	KP C14-F63/54M	Transition fitting, 63/54 mm, brass, with flanges, gaskets and bolts	1 1/2" BSPT male / R 1 1/2"	63/54	1
	KP C14-F54M	Transition fitting, 54 mm, brass, with flanges, gaskets and bolts	1 1/2" BSPT male / R 1 1/2"	54	1

# Overfill prevention and gauging

## Overfill prevention and gauging equipment


	Article Number	Description	Remark	Pack size
	KP PV3-1500710	Overfill prevention valve mechanical, steel/stainless steel	BSPT 3" female x female / Rc 3" x Rc 3"	1
	KP KVDN50	Ball float vent valve	BSPT 2" female / Rc 2"	1
	KP 3KR3-2	Extractor	BSPT 3" male x 2" female x 3" female R 3" x Rc 2" x Rc 3"	1
	KP 4KR3-2	Extractor	BSPT 3" male x 2" female x 2" female x 3" female R 3" x Rc 2" x Rc 2" x Rc 3"	1
	KP BZ3-2	Reducer for extractor	BSPT 3" male x 2" female R 3" x Rc 2"	1
	KP DIFF4	Fill line diffuser 4"	The fill line diffuser reduces aeration, turbulence and disturbance of tank debris, it calms deliveries and prevents vapor growth.	1
	KPTG CAP	Tank gauging cap, lockable	Gauging stick accessible also when cap is locked	1
	KPTG STICK	Tank gauging stick	GRP tank gauging stick for use with KPTG CAP. 4 m long with a 3 m scale. Cut to length and store inside gauging pipe.	1

## AdBlue fittings




	Article Number	Description	Remark	Ø (mm)	Pack size
	KP C15-63FS-AB	Transition fitting 63 mm, stainless steel	2" BSPT female / Rc 2"	63	12
	KP C15-63MS-AB	Transition fitting 63 mm, stainless steel	2" BSPT male / R 2"	63	12
	KP C15-32FS-AB	Transition fitting 32 mm, stainless steel	1" BSPT female / Rc 1"	32	1
	KP C13-63FS-AB	Transition fitting 63 mm, stainless steel	2" BSPT female / Rc 2"	63	10
	KP C14-63MS	Transition fitting 63 mm, stainless steel	2" BSPT male / R 2"	63	1
	KP C14-32MS	Transition fitting 32 mm, stainless steel	1" BSPT male / R 1"	32	1
	KP 567-63S-AB	Stub flange, DIN flange and gasket 63 mm, stainless steel		63	1
	KP I5-050S	Shut off valve 2", stainless steel	BSPT 2" female x female / Rc 2" x Rc 2"	63	1
		Extended delivery time may apply on stainless steel fittings.			





## Conductive LPG pipe with permeation barrier

	Article Number	Description	Remark	Ø (mm)	Length
	KP 50LPG100	LPG pipe 50 mm, conductive, 100 m coil	PN25. Available on request in 40, 60, 80 and 120 m.	OD 50 ID 25	100 m






## Conductive LPG compression fittings, plastic to steel

	Article Number	Description	Remark	Pack size
	KP LPG10S	LPG compression coupling, stainless steel		1
	KP LPG10-AS-NPT	Straight insert coupling, threaded, stainless steel	NPT 1" male	1
	KP LPG10-AS-3/4	Straight insert coupling, threaded, stainless steel	NPT 3/4" male	1
	KP LPG10-BS	Straight insert coupling, flange, stainless steel	Flange, O-ring included	1




## Conductive LPG flanges

	Article Number	Description	Remark	Pack size
	KP LPG20S	Weldable flange, stainless steel		1
	KP LPG21S-NPT	Threaded female flange, stainless steel	NPT 1" female	1
	KP LPG22S	Flange halves, stainless steel	Stainless steel, for KP LPG10-BS	1





## Conductive LPG adapters, steel to steel

	Article Number	Description	Remark	Pack size
	KP LPG23S-NPT	Elbow 90°, stainless steel	NPT 1" male x female	1
	KP LPG30S-NPT	Straight adapter, stainless steel	NPT 1" male x male	1
	KP LPG31S-NPT	Tee coupling, stainless steel	NPT 1" 3 x female	1
	KP LPG32S-NPT	Straight adapter, stainless steel	NPT 1" male x female	1
	KP LPG33S-NPT	Straight adapter, stainless steel	NPT 1" female/female	1

## LPG gaskets and others






	Article Number	Description	Remark	Pack size
	KP LPG16	Flange gasket fiber		1
	KP LPG17	O-ring	For LPG10-BS, NBR 70	1
	KP LPG29	4 x screw, nut and washer, stainless steel	Stainless steel, for all LPG flanges	1

## LPG tools and bending equipment




	Article Number	Description	Remark	Pack size
	KP LPG50	LPG bending tool		1
	KP LPG34	LPG fixing strap and clamps	Stainless steel	1
	KP LPG Tools	Tool kit for LPG fittings: Torque wrench with 17 mm socket, hex key 5 mm, 2 cap wrenches 13 mm and 1 cap wrench 17 mm	Tools for installation of KPS LPG fittings	1
	KP LPG67	Thread tape for LPG		1

# Tank chambers, fill boxes and covers

## Conical conductive GRP tank chambers






	Article Number	Description	Remark	Ø (mm)	Pack size
	KPTC1500R-7	Conical conductive GRP tank chamber, round flange, 7 mm	Conductive GRP chamber incl. bottom plate, base, corbel, watertight lid with inspection glass and test port, built-in earthing block, nuts, bolts, gasket and adhesive sealant	1500	I
	KPTC1500R-9	Conical conductive GRP tank chamber, round flange, 9 mm	Extra strong conductive GRP chamber incl. bottom plate, base, corbel, watertight lid with inspection glass and test port, built-in earthing block, nuts, bolts, gasket and adhesive sealant	1500	I
	KPTC1500SQ-7	Conical conductive GRP tank chamber, square flange, 7 mm	Conductive GRP chamber incl. bottom plate, base, corbel, watertight lid with inspection glass and test port, built-in earthing block, nuts, bolts, gasket and adhesive sealant	1500	I
	KPTC1500SQ-9	Conical conductive GRP tank chamber, square flange, 9 mm	Extra strong conductive GRP chamber incl. bottom plate, base, corbel, watertight lid with inspection glass and test port, built-in earthing block, nuts, bolts, gasket and adhesive sealant	1500	I
	KPTC1500SQ36-7	Conical conductive GRP tank chamber, square flange 36 hole fit, 7 mm	Conductive GRP chamber incl. bottom plate, base, corbel, watertight lid with inspection glass and test port, built-in earthing block, nuts, bolts, gasket and adhesive sealant	1500	I
	KPTC1500SQ36-9	Conical conductive GRP tank chamber, square flange 36 hole fit, 9 mm	Extra strong conductive GRP chamber incl. bottom plate, base, corbel, watertight lid with inspection glass and test port, built-in earthing block, nuts, bolts, gasket and adhesive sealant	1500	I
	KPTC1500SB-7	Conical conductive GRP tank chamber, solid bottom, 7 mm	Conductive GRP chamber incl. bottom plate, base, corbel, watertight lid with inspection glass and test port, built-in earthing block and adhesive sealant	1500	I
	KPTC1500SB-9	Conical conductive GRP tank chamber, solid bottom, 9 mm	Extra strong conductive GRP chamber incl. bottom plate, base, corbel, watertight lid with inspection glass and test port, built-in earthing block and adhesive sealant	1500	I

## Conductive covers


	Article Number	Description	Remark	Ø (mm)	Pack size
	KP MC984D	Conductive manhole cover & frame, 40 ton	Clear opening 872 mm. Meets the requirement of EN 124-D400	984	I
	KP MC984C	Conductive manhole cover & frame, 25 ton	Clear opening 872 mm. Meets the requirement of EN 124-C250	984	I
	KP MCS928	Conductive skirt for KP MC984D and KP MC984C	GRP skirt		I
	KP HL1002	Manhole cover handle	For KP MC984D and KP MC984C		I

# Tank chambers, fill boxes and covers

## Conductive GRP fill boxes

	Article Number	Description	Remark	dimensions	Pack size
	KP FC600-01	Conductive underground fill box GRP	Spill tray prepared for two 4" fill pipes and one 3" VR line with optional entry front/back. With built-in earthing block	700 x 700 x 600 mm	1
	KP FC600-02	Conductive underground fill box GRP	Spill tray prepared for one 4" fill pipe with optional entry right/left and one 3" or 2" VR line. With built-in earthing block	700 x 700 x 600 mm	1
	KP MC860x860	Conductive manhole cover & frame for FC600, 25 ton	Clear opening 750 x 750 mm. Meets the requirement of EN 124-C250	860 x 860	1
	KP MCS860	Conductive skirt for KP MC860x860	GRP skirt	860 x 860	1
	KP M125/90H	Boot seal 125/110/90 mm	To seal pipe entry through spill tray		1
	KP M75/54H	Boot seal 75/63/54 mm	To seal pipe entry through spill tray		1

## Conductive GRP extensions

	Article Number	Description	Remark	length	Pack size
	KP EXT-01	Extension for KPTC1500	Corbel extension for deep burial	1000 mm	1

# Dispenser chambers


## Conductive GRP dispenser chambers

	Article Number	Description	Remark	Size	Pack size
	KP DC800	Conductive dispenser chamber	Fully conductive GRP chamber for an electro-statically safe installation	800 x 750 x 900	1
	KP DCI230	Conductive dispenser chamber	Fully conductive GRP chamber for an electro-statically safe installation	1230 x 700 x 730	1
	KP DCI450	Conductive dispenser chamber	Fully conductive GRP chamber for an electro-statically safe installation	1450 x 750 x 900	1
	KP DCF800S	Dispenser chamber frame	Designed for suction systems. Fits KP DC800		1
	KP DCFI230S	Dispenser chamber frame	Designed for suction systems. Fits KP DCI230		1
	KP DCI450S	Dispenser chamber frame	Designed for suction systems. Fits KP DCI450		1
	KP DCF800P	Dispenser chamber frame	Designed for pressure systems. Fits KP DC800		1
	KP DCFI230P	Dispenser chamber frame	Designed for pressure systems. Fits KP DCI230		1
	KP DCFI450P	Dispenser chamber frame	Designed for pressure systems. Fits KP DCI450		1
	KP DCSB500	Stabilizer bar	Fits KP DCF800P, KP DCFI230P and KP DCFI450P		1
	KP DCI1000	Conductive dispenser chamber	Fully conductive GRP chamber for an electro-statically safe installation. Asia model only	1000 x 640 x 730	1
	KP DCT1000	Dispenser chamber top plate with rails	Fits the DCI1000 chamber. Specify dispenser model when placing your order.		1
	KP DCSB370	Stabilizer bar	Fits the KP DCT1000 plate		1





# Fill box and vent stack equipment




## Diesel bug prevention

	Article Number	Description	Remark	Pack size
	KP DRY20/-4	Dehumidifier for biodiesel ventilation with P/V valve	Prevents water condensation in biodiesel ventilation pipes. P/V +20/-4 mbar. BSPP 2" female / G 2" female	1
	KP DRY30/-5	Dehumidifier for biodiesel ventilation with P/V valve	Prevents water condensation in biodiesel ventilation pipes. P/V +30/-5 mbar. BSPP 2" female / G 2" female	1
	KP DRY35/-5	Dehumidifier for biodiesel ventilation with P/V valve	Prevents water condensation in biodiesel ventilation pipes. P/V +35/-2 mbar. BSPP 2" female / G 2" female	1
	KP DRY-R	Replacement filter	Prevents water condensation in biodiesel ventilation pipes.	1
			Other P/V available on request.	

## End-of-line P/V valves and flame arresters




	Article Number	Description	Remark	Pack size
	KP ESV20/-4	End-of-line safety valve	P/V +20/-4 mbar. BSPP 2" female / G 2" female	1
	KP ESV30/-5	End-of-line safety valve	P/V +30/-5 mbar. BSPP 2" female / G 2" female	1
	KP ESV35/-2	End-of-line safety valve	P/V +35/-2 mbar. BSPP 2" female / G 2" female	1
			Other P/V available on request.	
	KP ESVF20/-4	End-of-line safety valve with integral flame arrester IIA	P/V +20/-4 mbar. BSPP 2" female / G 2" female	1
	KP ESVF30/-5	End-of-line safety valve with integral flame arrester IIA	P/V +30/-5 mbar. BSPP 2" female / G 2" female	1
	KP ESVF35/-2	End-of-line safety valve with integral flame arrester IIA	P/V +35/-2 mbar. BSPP 2" female / G 2" female	1
			Other P/V available on request. E85 version available on request.	

## In-line P/V valves and flame arresters

	Article Number	Description	Remark	Pack size
	KP ISV20/-4	In-line safety valve	P/V +20/-4 mbar. BSPP 2" female / G 2" female	1
	KP ISV30/-5	In-line safety valve	P/V +30/-5 mbar. BSPP 2" female / G 2" female	1
	KP ISV35/-2	In-line safety valve	P/V +35/-2 mbar. BSPP 2" female / G 2" female	1
			Other P/V available on request.	
	KP ISVF20/-4	In-line safety valve with integral flame arrester IIA	P/V +20/-4 mbar. BSPP 2" female / G 2" female Easy to open for service. Also for E85.	1
	KP ISVF30/-5	In-line safety valve with integral flame arrester IIA	P/V +30/-5 mbar. BSPP 2" female / G 2" female Easy to open for service. Also for E85.	1
	KP ISVF35/-2	In-line safety valve with integral flame arrester IIA	P/V +35/-2 mbar. BSPP 2" female / G 2" female Easy to open for service. Also for E85.	1
			Other P/V available on request.	
	KP VENT HAT2	Vent pipe protection hat	Use when other equipment is in-line. BSPP 2" female / G 2" female	1
	KP VENT HAT3	Vent pipe protection hat	Use when other equipment is in-line. BSPP 3" female / G 3" female	1






# Fill box and vent stack equipment

## Fill box equipment

	Article Number	Description	Remark	Pack size
	KP 125-2001E	Fill elbow 85°, nickel plated	Ethanol safe (E5 to E85). BSPP 4" / G 4"	1
	KP 125-2002E	Fill elbow 45°, nickel plated	Ethanol safe (E5 to E85). BSPP 4" / G 4"	1
	KPVRF	Vapor recovery stage 1 valve and flame arrester	With earthing screw. BSPP 3" male x Kamlock 3" / G 3" x Kamlock 3"	1
	KP IVTW3	Interlock valve for fill lines	BSPP 3" female x TW80 male / G 3" female x TW80 male	1
	KP IVKAMLOCK3	Interlock valve for fill lines	BSPP 3" female x Kamlock 3" male / G 3" female x Kamlock 3" male	1
	KP IV4xTW3	Interlock valve for fill lines	BSPP 4" female x TW80 male / G 4" female x TW80 male	1
	KP IVFW4	Interlock valve for fill lines	BSPP 4" female x FW135 male / G 4" female x FW135 male	1
	KP IV4xKAMLOCK3	Interlock valve for fill lines	BSPP 4" female x Kamlock 3" male / G 4" female x Kamlock 3" male	1



# Leak detection and surveillance

## Leak detection



	Article Number	Description	Remark	Pack size
	KP 315AU	Alarm unit for leak detection system	Monitors up to 6 leak detection units. Compatible with all major tank gauging systems.	1
	KP 315LD-02	Leak detection unit	ATEX and EN13160 approved leak detection unit with one connection point, including 2 m tubing	1
	KP 315-2M	Signal cable, 2 m	For connection of leak detection unit to alarm unit	1
	KP 315-25M	Signal cable, 25 m	For connection of leak detection unit to alarm unit	1
	KP 315J	EX rated cable connector	For signal cable junctions	1
	KP 315MF	Leak detection manifold, 4 connection points.	Manifold for the leak detection unit, including 10 m tubing, for monitoring of up to 4 pipe lines. For monitoring of more pipes, use two manifolds in series	1

# Welding equipment




## Welding equipment

	Article Number	Description	Remark	Pack size
	KP 108	Welding machine 230V	Including box and cables	1
				
	KP 318	Welding kit	Including KP 108, 5 x KP 1001 and 6 x KP 409 A basic welding kit with a welding machine and welding fixtures	1

## Welding fixtures









	Article Number	Description	Remark	Pack size
	KP 1001	Welding fixture, double clamp	For 40–125 mm pipes	1
				
	KP 409	Welding fixture, single clamp	For 40–125 mm pipes	1

## Spare welding cables

	Article Number	Description	Remark	Ø (mm)	Pack size
	KP 10802	Connection cable, for 2 mm pin, 800 mm	ORANGE for machine KP 108	2	1
					
	KP 10803	Connection cable, for 4 mm pin, 800 mm	GREY for machine KP 108	4	1
	KP 10804	Jumper cable, serial, for 2 mm pins, 600 mm	For welding in series	2	1






# Installation tools

## Pipe installation tools



	Article Number	Description	Remark	Ø (mm)	Pack size
	KP 505	Scrapper	To remove PE oxide from pipes before welding		1
	KP RTC160	Pipe scraper for pipes 50–160 mm	To remove PE oxide from pipes before welding		1
	KP RTC315	Pipe scraper for pipes 75–315 mm	To remove PE oxide from pipes before welding		1
	KP 475	Pipe cutter 50–127 mm	Rotating pipe cutter including a deburring knife	50–127 mm	1
	KP 474	Pipe cutter 6–67 mm	Rotating pipe cutter	6–67 mm	1
	KP 4750	Cutting wheels for KP 475	Contains 2 pcs		1
	KP 4740	Cutting wheels for KP 474	Contains 1 pce		1
	KP 400	Pipe scissors 63 mm	For pipes up to 63 mm	0–63 mm	1
	KP 4751	Deburring knife			1
	KP 319	Pipe cutter/ Scissor kit	Includes KP 400, KP 475 and KP 505		1
	KP SB-01	Sandbags	To keep pipes in place during installation and for separation of crossing pipes		100

# Installation tools

## Pipe installation tools






	Article Number	Description	Remark	Pack size
	KP PEN	Pipe marking pen, silver		1
	KP PASTE	Copper paste 100 ml		1
	KP 490	Pipe support tripod	Complete "working table" to fixate pipe	1
	KP UC-01	Uncoiling equipment for pipe coils	Fits on a pallet when not mounted	1
	KP ID TIE	Cable tie marking strap	Tie around pipe for marking. Text: "KPS Conductive"	100

## Start kits and kit boxes




	Article Number	Description	Remark	Pack size
	KP 300	Installation kit	Incl. KP 318, KP 319, KP 322, KP 901 and KP LP01 The complete KPS welding kit with welding machine, fixtures, pipe scissors, rotating cutter, scraper, pressure test kit, conductive tester and laser pointer	1
	KP 900	Kit box	550 x 362 x 300 mm	1
	KP 901	Kit box	765 x 362 x 300 mm	1

# Installation tools

## Entry seal installation tools







	Article Number	Description	Remark	Ø (mm)	Pack size
	KPTMS-1	Entry seal tool, 75/63	Spanner for threaded entry seals		1
	KPTMS-2	Entry seal tool, 125/110	Spanner for threaded entry seals		1
	KP LP01	Laser pointer	For quick and correct positioning of entry seals		1
	KP 312-018	Hole saw for PE chambers		51 mm	1
	KP 312-019	Hole saw for PE chambers		64 mm	1
	KP 312-007	Hole saw for PE chambers		92 mm	1
	KP 312-014	Hole saw for PE chambers		114 mm	1
	KP 312-009	Hole saw for PE chambers		140 mm	1
	KP 312-015	Hole saw for PE chambers		168 mm	1
	KP 312-006	Hole saw for GRP chambers		92 mm	1
	KP 312-016	Hole saw for GRP chambers		114 mm	1
	KP 312-008	Hole saw for GRP chambers		140 mm	1
	KP 312-010	Hole saw arbor	For drilling machine		1

## Chamber installation tools

	Article Number	Description	Remark	Pack size
	KP 311-002	Emery cloth, grit 40, length 25 m, width 50 mm	For abrading of jointing areas of GRP chambers	1
	KPTCSO	Adhesive sealant for GRP chambers		1
	KPTCH-01	Tank chamber skirt levelling tool		1

# Testing equipment

## Testing equipment

	Article Number	Description	Remark	Ø (mm)	Pack size
	KP 316	Pressure gauge	Including 4 m KPKPA-6/4 pressure tube PA 6 mm		1
	KP 316-V	Vacuum test ejector add-on for KP 316	For vacuum test of chambers		1
	KPKPA-6/4	Pressure tube, polyamide (PA)	100 m	6	1
	KP 313-013	Pressure test flange for KP C16 54 - 63 mm	To blank off primary pipe and connect to pressure test kit	54/63	1
	KP 313-014	Pressure test flange for KP C13 54 - 63 mm	To blank off primary pipe and connect to pressure test kit	54/63	1
	KP 313-015	Pressure test flange for KP C13 + C16 90 - 110 mm	To blank off primary pipe and connect to pressure test kit	90/110	1
	KP CT01	Conductivity tester	To verify conductivity in the conductive pipe system. Delivered with 10 MΩ calibrator		1
	KP 322	Test equipment kit	Pressure and conductivity test kit (KP 316, KP CT01)		1



# Future-proof your piping with KPS!

## Biofuel-safe solutions

With KPS you do not have to worry about adding new fuels to your retail network. Every KPS pipe installed since 1998 has a lining compatible with the new fuels and additives.

The conductive inner layer will provide electrostatic safety no matter what type of fuel you may want to market in the future. KPS pipes are already used with ethanol (up to E85), a range of biodiesels and with AdBlue.

### Fuels and additives compatibility chart

	Petrols	E5 to E85	Diesel	Biodiesels	AdBlue
Pipes, welding sockets, bends, tees and reducers	X	X	X	X	X
Galvanized fittings and valves	X	X	X	X	N
Brass fittings	X	X	X	X	N
Nickel plated fittings	X	X	X	X	N
Stainless steel fittings and flexible connectors	X	X	X	X	X
Gaskets (polyurethane)	S	S	X	X	N
AdBlue gaskets	N	N	N	N	X
GRP chambers	X	X	X	X	X

X = Compatible   S = Swelling might occur   N = Not compatible

## Design services

The KPS design team assists customers with standard specification drawings as well as drawings for specific projects. We also advise on the best product choice and solutions based on specific customer requirements.

Contact your nearest KPS office for more information about our design services.

## Training

KPS has the best installer training program in the industry. Our trainers are specially trained to maintain the highest quality in theoretical and practical training. All installer certificates are logged in our worldwide certification database.

We also provide tailored training for oil company representatives and design engineers.

Contact your nearest KPS office for a list of certified installers or to book training for your company.

# Approvals

## Major KPS approvals

<b>EN 14125</b>	Thermoplastic and flexible metal pipe work for underground installation at petrol filling stations	<b>UL 971</b>	Nonmetallic underground piping for flammable liquids
<b>German</b>	Secondary containment plastic pipe system, for underground installation in filling stations	<b>IP 2</b>	Institute of Petroleum performance specification for underground pipe work systems at petrol filling stations
<b>EN 13463-1</b>	Non-electrical equipment for potentially explosive atmospheres	<b>ATEX 137</b>	ATEX workplace safety directive
<b>EN 13160</b>	Leak detection system		Various national approvals



## Threads overview

### ISO – BSP Pipe Thread Chart

Thread type	ISO 7	BSP (British Standard Pipe Thread)
Tapered male	R	BSPT male
Tapered female	Rc	BSPT female
Parallel male	G male or Rs	BSPP male or BSP male
Parallel female	G female or Rp	BSPP female or BSP female

### NPT Pipe Thread Chart

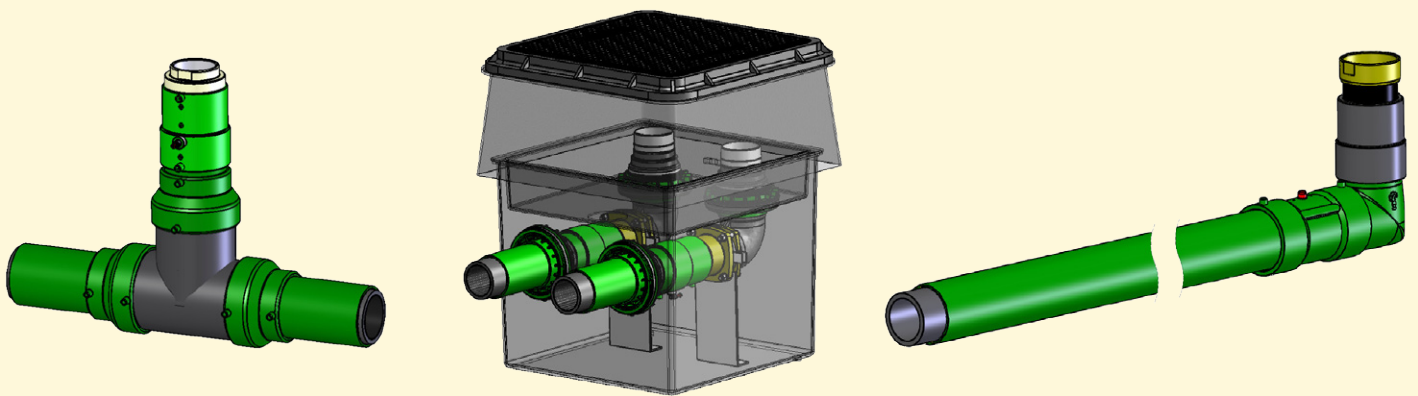
Thread type	NPT (National Pipe Thread Taper)
Tapered male	NPT male or MPT or MIP
Tapered female	NPT female or FPT or FIP

# KPS on Request

## Factory-made pre-assemblies

- **Save time on site**
- **Secure installation quality**
- **Get custom solutions for your needs**

**KPS on request** is a service where we pre-assemble products into building blocks at our factory to simplify installation or supply custom solutions. Examples of **KPS on request** solutions are pre-installed fill boxes, large diameter tees and fill lines with pre-mounted elbows and transition fittings.



To use **KPS on request**, contact KPS and explain your needs and expectations. The KPS sales people will then work with the custom solutions team to specify an assembly to fit your needs. Note that special delivery times apply to all **KPS on request** assemblies.